


# KFHC Market Monitor

Monthly - Equity Market Updates

February 2022

For Private Use Only



# Important Notice

**This information is only intended for the client and should not be passed on to any other person.**

This presentation is provided for information purposes only on the express understanding that the information contained herein will be regarded and treated as strictly confidential. It is not to be delivered nor shall its contents be disclosed to anyone other than the entity to which it is being provided and its employees without the prior written consent of KFH Capital Investment Company K.S.C.C. (“**KFH Capital**”).

Moreover, it shall not be reproduced or used, in whole or in part, for any purpose other than for the consideration of the financing or transaction or services described herein, without the prior written consent of KFH Capital. The information contained in this presentation does not purport to be complete and is subject to change. This is a commercial communication. The presentation does not include a personal recommendation and does not constitute an offer, or the solicitation of an offer for the sale or purchase of any financial product, service, investment or security.

Whilst every care has been taken in preparing this document, no member of KFH Capital gives any representation, warranty or undertaking and accepts no responsibility or liability as to the accuracy or completeness, timeliness or correctness of the information set out in this document. All views, opinions and estimates contained in this document may be changed after publication at any time without notice. Past performance is not indicative of future results. For the avoidance of doubt, our duties and responsibilities shall not include tax advisory, legal, regulatory accounting or other specialist or technical advice or services. You are to rely on your own independent appraisal of and investigations into all matters and things contemplated by this presentation. By accepting this presentation, you agree to be bound by the foregoing limitations. Kindly note that this presentation does not represent an offer of funding since any facility to be granted in terms of this presentation would be subject to KFH Capital obtaining the requisite internal and external approvals.

This presentation is not intended for the use of retail clients and must not be acted on or relied on by persons who are retail clients. Any investment or investment activity to which this presentation relates is only available to persons other than retail clients and will be engaged in only with such persons. Persons into whose possession this presentation comes are required by KFH Capital to inform themselves about and to observe any such restrictions.

© KFH Capital K.S.C.C. All rights reserved.

# Table of Contents

- 
- 1 Equity Markets – Update**

---

  - 2 Commodities - Overview**

---

  - 3 Kuwait Market – Monthly Summary**
-

## Equity Markets – Update

Geopolitical uncertainty along with hawkish global views of central bank resulted in major global equities closing in the red. However higher oil prices support the GCC markets

### Major global equities close in the red amid recent political events and interest rate hikes

- I. Among major global equity indices, the German DAX Index was the most effected as it recorded a month on month decline of 6.53%. While the USD NASDAQ 100 index was down 4.64% during the same period.
- II. The market outlook is of apprehension, for case in point the S&P500 volatility index (VIX) which closed the month at a high of 30.15. A higher VIX is a gauge of increased uncertainty

### The GCC peer group rally as crude surpasses the USD 100 mark

- I. Major regional markets closed in the green as indices discount the windfall gains from the sharp rise in crude prices.
- II. There is a likely surge in crude demand as buyers shun Russian crude in anticipation of possible curbs on Russia oil and gas exports.
- III. Also, the current financial sanctions are causing operational hindrance for transactions with Russian based entities

Global Equity Markets	Index Closing*	M-o-M (%)	YTD (%)	Market Cap (USD Billion)	P/Ex
NASDAQ 100 Index	14,237.81	-4.64	-12.76	17,766.88	28.08
S&P 500 Index	4,373.94	-3.14	-8.23	38,973.74	21.96
FTSE 100	7,458.25	-0.08	1.00	2,054.88	11.03
STOXX Europe 600	453.11	-3.36	-7.11	12,236.89	13.64
German Dax Index	14,461.02	-6.53	-8.96	1,484.52	13.48
Hang Seng Index	22,713.02	-4.58	-2.93	24,365.40	11.08
S&P GCC Composite Index	165.57	3.23	10.42	893.63	14.75
Kuwait - Premier Market Index	8,320.27	3.84	8.92	114.17	13.87
Saudi Arabia	12,590.26	2.59	11.60	3,058.31	23.66
Abu Dhabi	9,319.40	7.07	9.79	459.68	19.16
Dubai	3,354.64	4.73	4.97	97.76	10.01
Qatar	12,948.75	3.60	11.38	178.86	16.84

Source: Refinitiv; \*Index Closing as of February 28; 2022; Valuations are on TTM basis;

# Tadawul All Share Index (TASI) – Daily Candlestick Chart



# Commodities – Overview

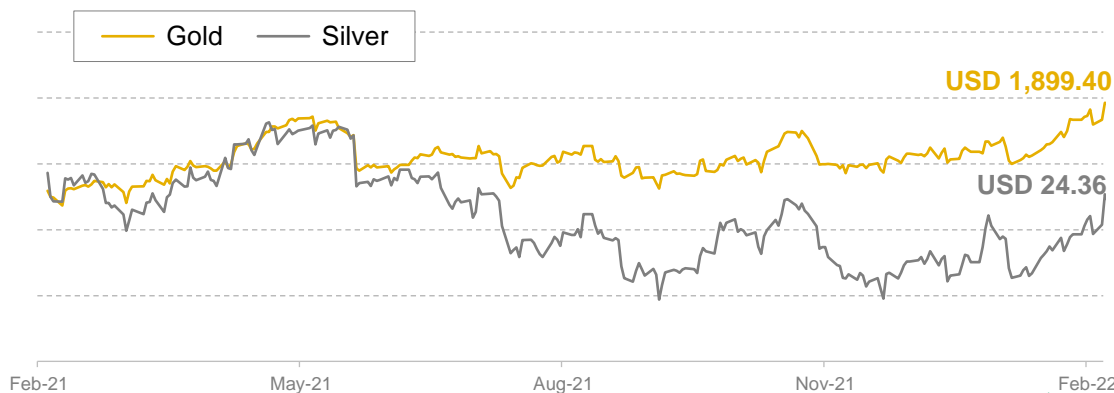
Commodities to extend bull run as trade disruption and supply chain issues over Russian sanctions spark worries

- Commodities have been on the rise and will continue to move upwards in the near term as disruption in raw material flows to create a supply demand imbalance
- As of December 2021, Russian crude and oil product exports touched 7.8 million barrels per day making Russia as the world's third largest oil producer. Further, Russia accounts for 30% of Europe's gas imports
- Brent crude currently trades at a high of USD 118 per barrel as we write, levels last seen during 2012-13.
- The average price for the month of February 2022 is USD 94.10 per barrel which is 10% higher when compared to the previous month average price of USD 85.57 per barrel

**Crude oil (Brent) closed above the USD 100 mark, YTD gains of 29.84%**



**Precious Metals underperform as metals and Petchems record gains**



Source: Refinitiv, as of February 28; 2022

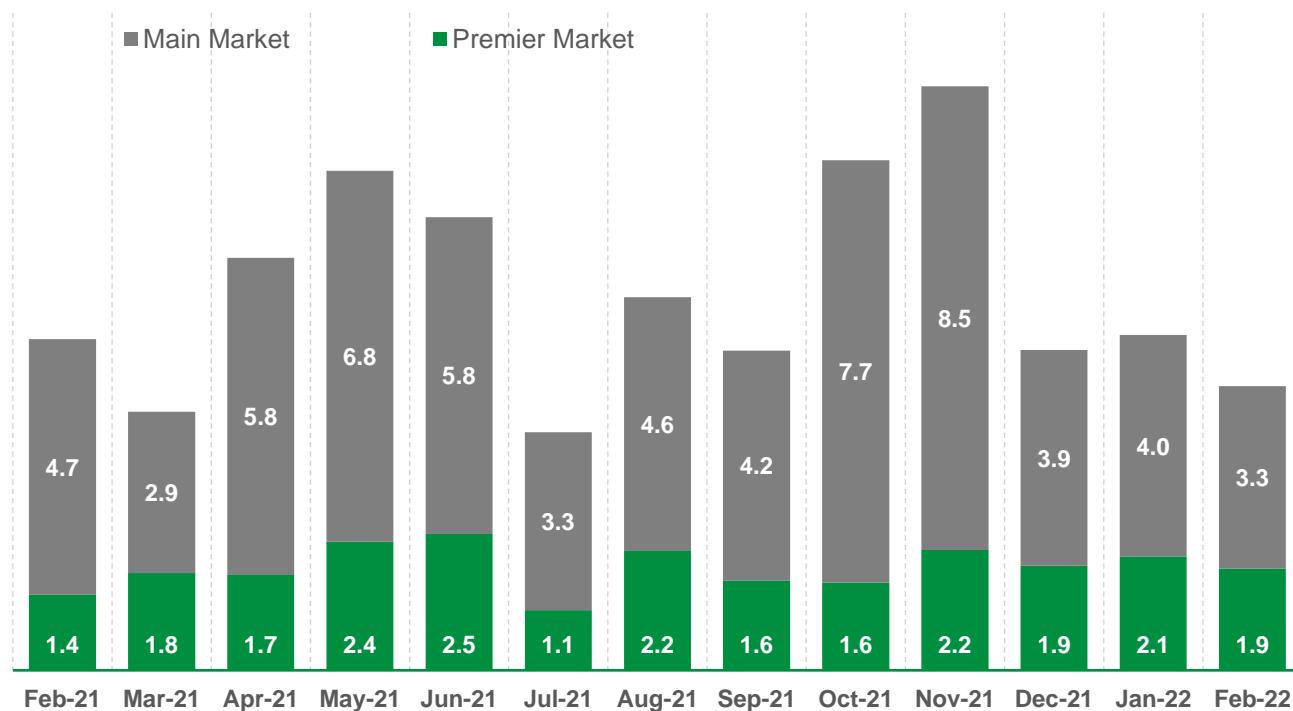
---

# Kuwait Market – Monthly Summary

# KSE Trading Parameters - Volume

- Volumes for the month of February were at 5.18 billion shares which is 15.31% lower compared to previous month trading.
- The decline is due to fewer number of trading sessions during February
- The Premier Market volumes stood at 1.85 billion shares while the Main Market volumes were at 3.32 billion during February 2022

**KSE Market Volume - in Shares Billion**



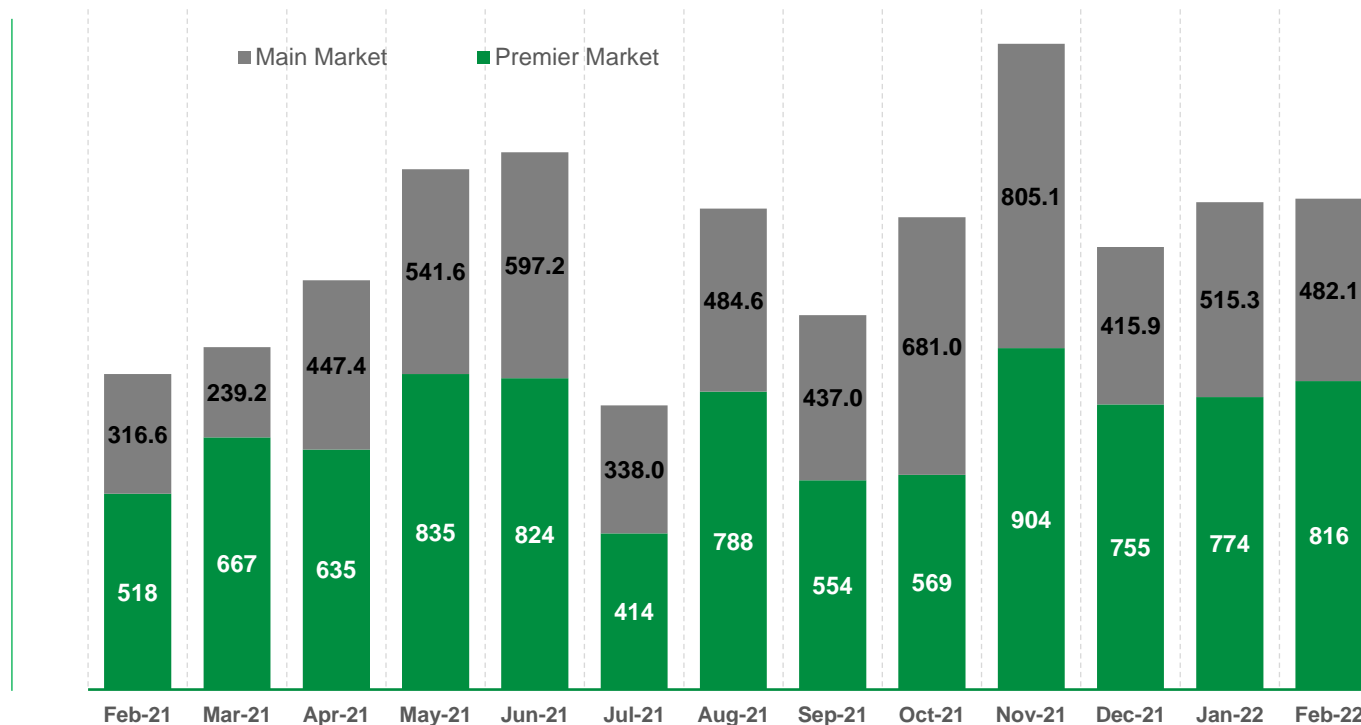
Volume (Million Shares)	Jan-21	Feb-21	Mar-21	Apr-21	May-21	Jun-21	Jul-21	Aug-21	Sep-21	Oct-21	Nov-21	Dec-21	Jan-22	Feb-22	2021	YTD Daily Average
Premier Market	1,314.98	1,381.07	1,777.39	1,742.99	2,352.61	2,488.20	1,097.16	2,189.68	1,645.75	1,604.31	2,203.93	1,901.83	2,078.44	1,856.02	21,699.91	100.88
Main Market	4,735.99	4,665.99	2,945.44	5,788.23	6,763.52	5,784.07	3,251.04	4,628.45	4,197.25	7,705.05	8,453.93	3,945.75	4,045.12	3,329.85	62,864.69	189.10
All Share	6,050.97	6,047.06	4,722.83	7,531.22	9,116.13	8,272.27	4,348.20	6,818.13	5,843.00	9,309.36	10,657.87	5,847.57	6,123.56	5,185.87	84,564.61	289.99

Source: Refinitiv, as of February 28, 2022



# KSE Trading Parameters – Value Traded

**KSE Market Value - in KWD Million**

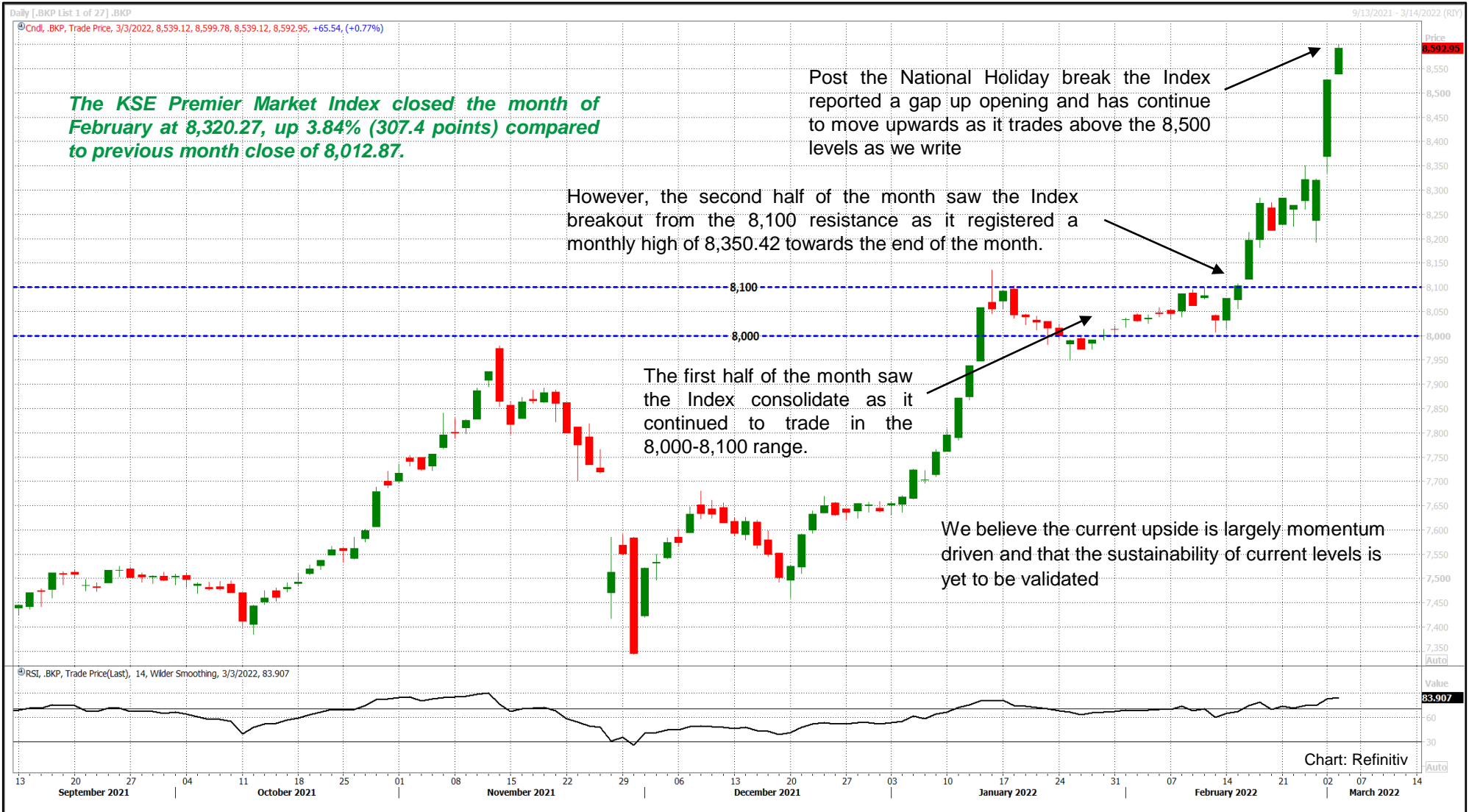


- The total value traded stood at KWD 1.29 billion which is a marginal increase of 0.72% compared to previous month KWD 1.28 billion despite a shorter trading month
- The Premier Market Index value was up by 5.48% to KWD 816.43 million on monthly basis
- While Main market value traded stood at KWD 482.10 million

Value (KWD Million)	Jan-21	Feb-21	Mar-21	Apr-21	May-21	Jun-21	Jul-21	Aug-21	Sep-21	Oct-21	Nov-21	Dec-21	Jan-22	Feb-22	2021	YTD Daily Average
<b>Premier Market</b>	538.34	518.11	667.90	635.35	835.38	824.09	413.68	788.10	553.88	568.87	903.61	754.95	773.99	816.43	8,002.25	<b>40.78</b>
<b>Main Market</b>	306.57	316.64	239.22	447.37	541.62	597.23	337.95	484.56	436.97	680.96	805.09	415.82	515.26	482.10	5,610.00	<b>25.57</b>
<b>All Share</b>	844.91	834.75	907.12	1,082.72	1,377.00	1,421.32	751.63	1,272.66	990.85	1,249.83	1,708.71	1,170.77	1,289.25	1,298.53	13,612.25	<b>66.35</b>

Source: Refinitiv, as of February 28, 2022

# Kuwait Premier Market – Daily Candlestick Chart



# Key Contacts

---

## **KFH Capital Investment Company K.S.C.C.**

Investment Banking Division – Research Department

P.O. Box: 3946 Safat, 13040 Kuwait

Tel. (+965) 2298 7000

**Company:** [www.kfhcapital.com.kw](http://www.kfhcapital.com.kw)

**Email:** [ird@kfhcapital.com.kw](mailto:ird@kfhcapital.com.kw)