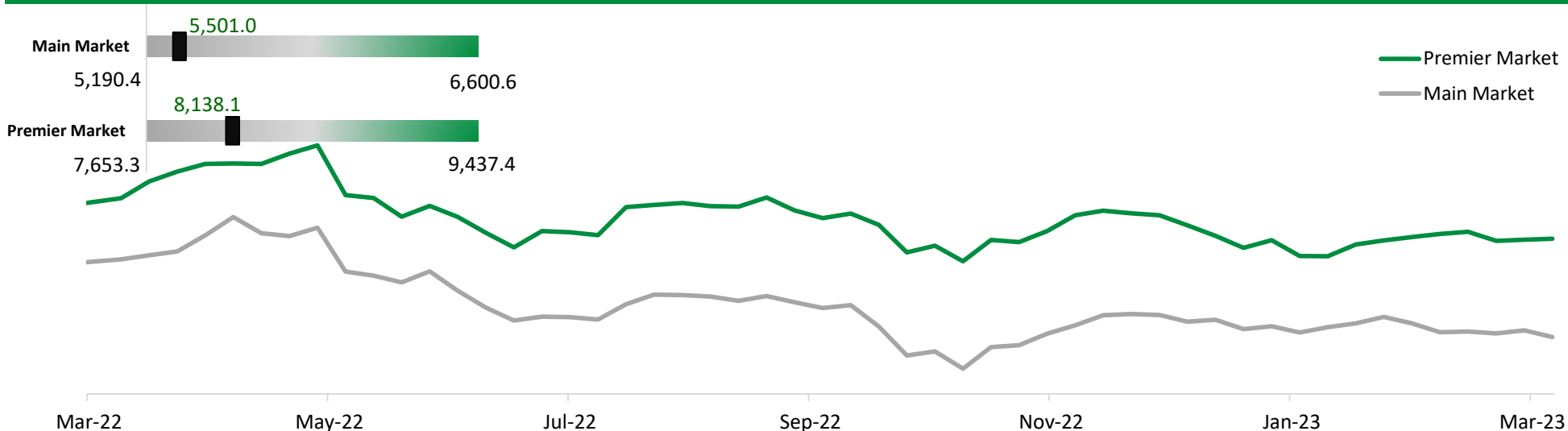


52 W High and Low Chart

Weekly Chart - Premier and Main Markets



Premier Market Index

Index Close	8,138.1
W-o-W Change %	0.18%
YTD Change %	-1.22%
Volume Traded (Shares Mn)	260.81
Value Traded (KWD Mn)	112.57
YTD Daily Average Volume (Shares Mn)	74.93
YTD Daily Average Value (KWD Mn)	33.40

Main Market Index

Index Close	5,501.0
W-o-W Change %	-1.08%
YTD Change %	-3.05%
Volume Traded (Shares Mn)	192.04
Value Traded (KWD Mn)	23.37
YTD Daily Average Volume (Shares Mn)	68.95
YTD Daily Average Value (KWD Mn)	8.94

GCC Indices

Index*	Close	W-o-W %
TASI	10,463	1.80
DFM	3,386	-1.02
ADX	9,828	-0.80
QSE	10,737	1.08
BAX	1,912	-0.94
MSX	4,850	0.59

* TASI = Tadawul All-Share Index, DFM = Dubai Financial Market, ADX= Abu Dhabi Exchange, QSE = Qatar Stock Exchange, BAX = Bahrain All Share Index, MSX = Muscat Stock Exchange; W-o-W: Week on Week

For any queries please contact : KFH Capital Research Department

Email: IRD@KFHCAPITAL.COM.KW

Phone No: 22987000

© KFH Capital Investments

Page 1

Data Provided by Refinitiv

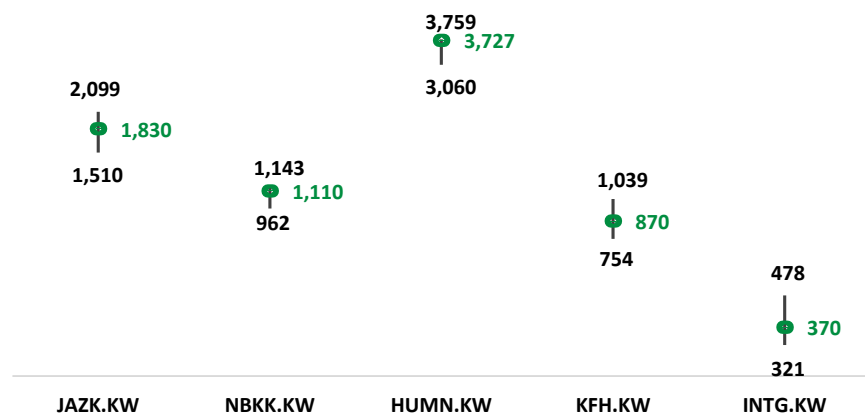
Premier Market:

Gainers

Stock	Close (fils)	WTD % Change	Volume Shares Mn	Value KWD Mn
Jazeera Airways*	1,830	3.98	0.94	1.68
National Bank of Kuwait	1,110	1.37	16.85	18.76
Humansoft Holding*	3,727	1.36	0.71	2.64
Kuwait Finance House*	870	1.05	41.33	36.01
Integrated Holding*	370	0.82	4.30	1.59

*Islamic/ Islamic compliant Company

52W high/low and closing price (gainers)




Losers

Stock	Close (fils)	WTD % change	Volume Shares Mn	Value KWD Mn
ALAFCO Aviation Lease and Finance*	195	(3.94)	3.23	0.65
Gulf Cable and Electrical Industries*	1,148	(3.37)	0.48	0.56
Boubyan Bank*	738	(2.89)	8.78	6.56
Kuwait Projects Company Holding	115	(2.54)	11.74	1.39
Aayan Leasing and Investment Company*	139	(2.11)	15.04	2.12

*Islamic/ Islamic compliant Company

52W high/low and closing price (losers)

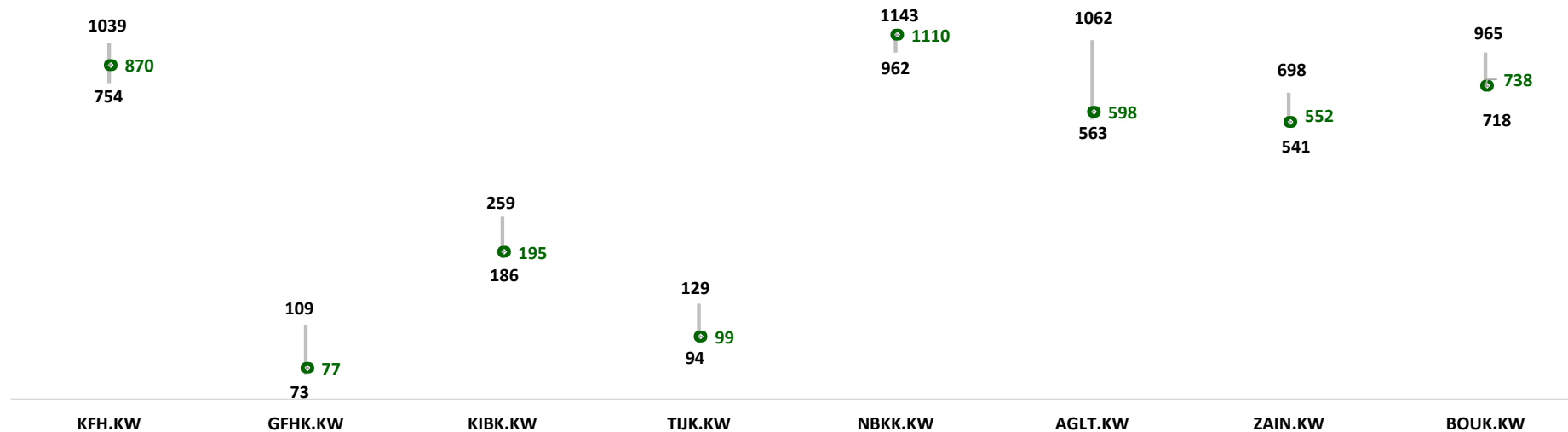


Value

Stock	Close (fils)	WTD % Change	Volume Shares Mn	Value KWD Mn
Kuwait Finance House*	870	1.05	41.33	36.01
National Bank of Kuwait	1,110	1.37	16.85	18.76
Agility Public Warehousing*	598	(0.50)	12.70	7.65
Mobile Telecommunications*	552	(0.72)	13.83	7.63
Boubyan Bank*	738	(2.89)	8.78	6.56

*Islamic/ Islamic compliant Company

52W high/low and closing price



Volume

Stock	Close (fils)	WTD % change	Volume KWD Mn	Value KWD Mn
Kuwait Finance House*	870	1.05	41.33	36.01
GFH Financial Group*	77	(0.13)	27.69	2.13
Kuwait International Bank*	195	(0.51)	17.47	3.42
Commercial Real Estate	99	(1.69)	16.95	1.71
National Bank of Kuwait	1,110	1.37	16.85	18.76

*Islamic/ Islamic compliant Company

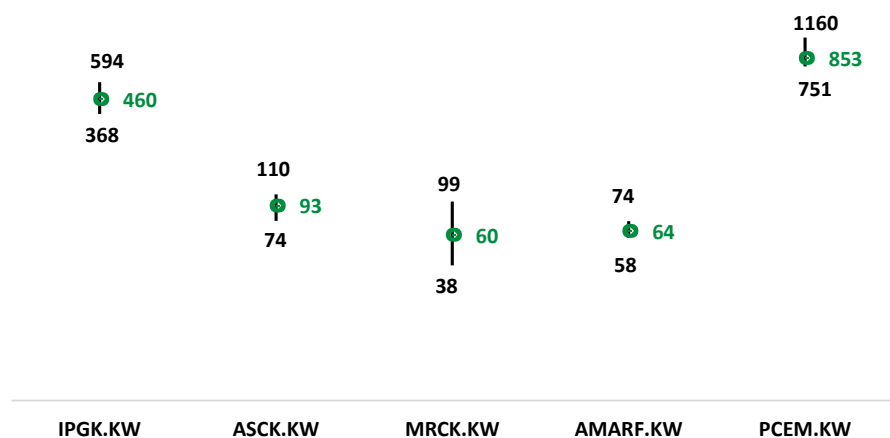
Main Market

Gainers

Stock	Close (fils)	WTD % Change	Volume Shares Mn	Value KWD Mn
Independent Petroleum Group	460	5.75	0.02	0.01
Automated Systems	93	4.73	0.08	0.01
Metal and Recycling*	60	4.35	0.32	0.02
Amar Finance and Leasing*	64	3.58	0.01	0.00
Kuwait Portland Cement*	853	2.65	0.51	0.43

*Islamic/ Islamic compliant Company

52W high/low and closing price (gainers)

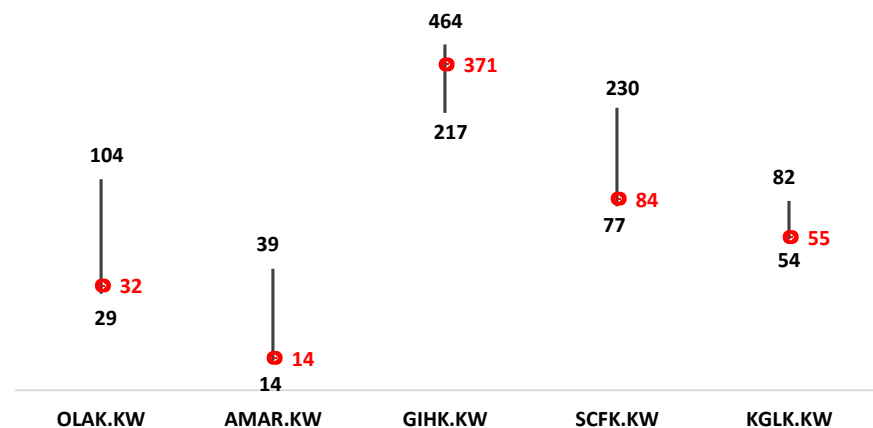


Losers

Stock	Close (fils)	WTD % change	Volume Shares Mn	Value KWD Mn
First Investment*	32	(27.50)	28.59	0.95
Taameer Real Estate Investment*	14	(22.70)	3.72	0.06
Gulf Investment House*	371	(10.17)	0.94	0.37
Sultan Center Food Products	84	(10.00)	0.78	0.07
Kuwait and Gulf Link Transport	55	(9.00)	0.21	0.01

*Islamic/ Islamic compliant Company

52W high/low and closing price (losers)




Value

Stock	Close (fils)	WTD % Change	Volume Shares Mn	Value KWD Mn
National Consumer Holding*	119	-	28.41	3.46
Al Ahli Bank of Kuwait	338	(0.59)	6.70	2.27
Kuwait Telecommunications Company*	618	(0.48)	3.27	2.03
Salhia Real Estate*	546	0.55	3.64	1.98
National Real Estate*	81	(8.57)	21.11	1.80

*Islamic/ Islamic compliant Company

52W high/low and closing price



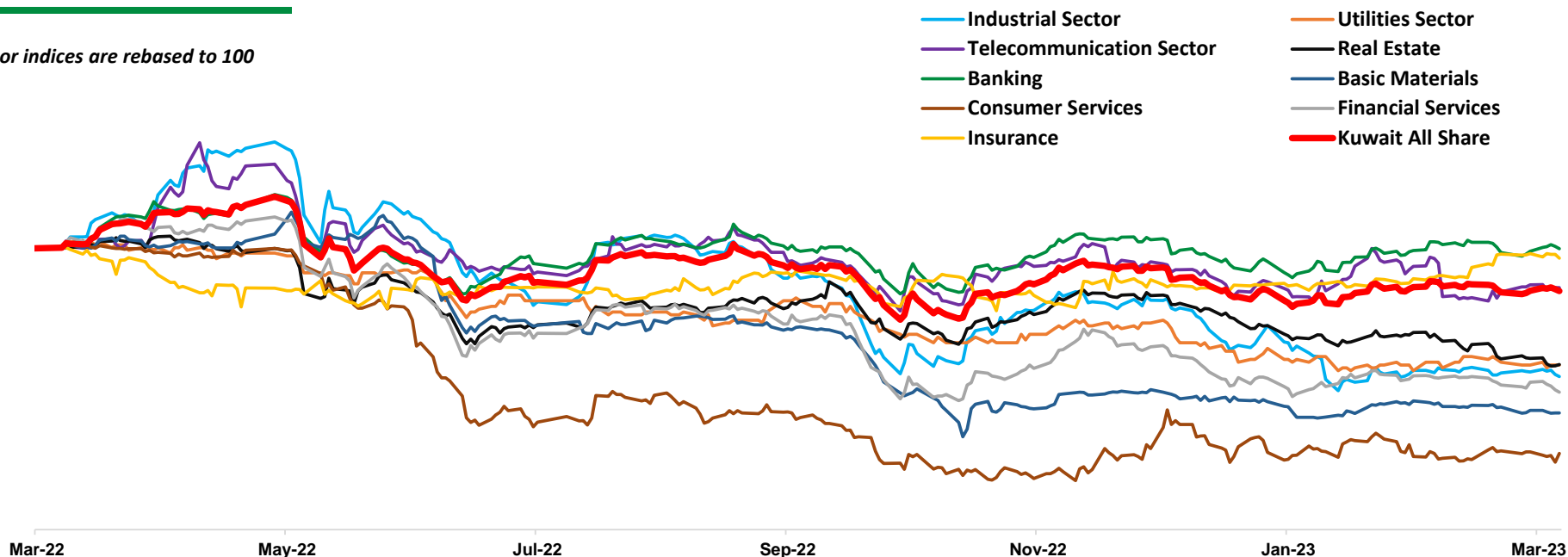
Volume

Stock	Close (fils)	WTD % change	Volume Shares Mn	Value KWD Mn
First Investment*	32	(27.50)	28.59	0.95
National Consumer Holding*	119	-	28.41	3.46
National Real Estate*	81	(8.57)	21.11	1.80
Commercial Real Estate*	99	(1.69)	16.95	1.71
Asiya Capital Investments	50	(5.98)	8.95	0.47

*Islamic/ Islamic compliant Company

Sector Analysis:

Sector indices are rebased to 100



Top 5 Performing Sectors	Index Close	WTD% Change	YTD% Change	52W High	52W Low
Technology Sector Index	676.6	4.73	(5.10)	800	539
Health Care Sector Index	462.3	0.49	0.03	822	411
Banks Sector Index	1,831.8	0.42	(1.38)	1,992	1,680
Utilities Sector Index	479.0	-	(9.00)	597	463
Consumer Services Sector Index	478.9	(0.36)	(11.77)	728	444

Disclaimer

The information contained in this document has been derived from sources believed to be accurate and reliable. KFH Capital Investment Company (KFH Capital) has not independently verified any information contained in this document. Therefore, neither KFH Capital nor any of its employees, representatives or officials gives any representation or warranty of reliability, completeness or accuracy of such information. This information should not be construed as an offer, invitation, promotion or solicitation to subscribe, purchase, maintain or sell any of the financial products mentioned here, nor does it constitute investment advice or a recommendation to enter into any transaction that would form whatsoever the basis of any contract or commitment.

The opinions in this report were prepared by KFH Capital for its clients based on the information obtained from public sources that are believed to be reliable, but that belief is not a warranty on the reliability of the information based upon for preparing the report. The published research report may be considered by KFH Capital when it decides to buy or sell proprietary positions in the securities mentioned in this report. For selected companies, KFH Capital's equity research analysts may identify shorter-term opportunities that are consistent or inconsistent with KFH Capital's existing, longer term Buy or Sell strategy. In addition, KFH Capital may trade for its own account as a result of the short term trading suggestions of analysts and may also engage in securities transactions in a manner inconsistent with this research report and with respect to securities covered by this report. Moreover, KFH Capital will sell to or buy from customers based on its principal criteria.

Opinions, estimates or projections in this report constitute the current conclusion of the author as of the date of this report. They do not necessarily reflect the opinions of KFH Capital and are subject to change without notice. Moreover, KFH Capital has no obligation to update, modify or amend this report or to otherwise notify a reader thereof in the event that any matter stated herein, or any opinion, projection, forecast or estimate set forth herein, changes or subsequently becomes inaccurate. The financial discussion and conclusion discussed in this report may not be suitable for all investors and investors must make their own investment decisions using their own independent advisors as they believe necessary and based upon their specific financial situations and investment objectives. Past performance is not necessarily indicative of future results and historical information in this report about companies, markets and securities does not guarantee future performance and investors are advised to take expert legal and financial advice before entering into any transaction similar to or inspired by the contents of this publication.

The use of any information contained in this report and taking any of investment decisions is the responsibility of the reader and included as part of his risks. Accordingly, neither KFH Capital nor any of its employees, representatives or officials shall be responsible for any investment decisions, damages, opportunity losses, direct or indirect losses related to using of information, data, analysis or opinions contained in this report. This report may not be reproduced, distributed or published by any person for any purpose without KFH Capital's prior written consent. Please cite source when quoting.

KFH Capital shall retain ownership of the copyright and all other intellectual property rights. You shall not quote our name or reproduce our logo in any form or medium without KFH Capital's prior written consent. This information is made available on the company's website (<http://www.kfhcapital.com.kw>) under Investment Research.

This disclaimer is subject to laws of the State of Kuwait. All disputes arising out of or relating to this disclaimer, contents of the opinions or information contained in this website shall be submitted to courts of the State of Kuwait and in line with provisions of Islamic Shariaa principals. KFH Capital shall not be held responsible for any liability in case of using the contents of this website in other countries and any use of the contents of this website shall be subject to the relevant laws of those countries