


# KFHC Market Monitor

Monthly - Equity Market Updates

June 2022

For Private Use Only



# Important Notice

**This information is only intended for the client and should not be passed on to any other person.**

This presentation is provided for information purposes only on the express understanding that the information contained herein will be regarded and treated as strictly confidential. It is not to be delivered nor shall its contents be disclosed to anyone other than the entity to which it is being provided and its employees without the prior written consent of KFH Capital Investment Company K.S.C.C. (“**KFH Capital**”).

Moreover, it shall not be reproduced or used, in whole or in part, for any purpose other than for the consideration of the financing or transaction or services described herein, without the prior written consent of KFH Capital. The information contained in this presentation does not purport to be complete and is subject to change. This is a commercial communication. The presentation does not include a personal recommendation and does not constitute an offer, or the solicitation of an offer for the sale or purchase of any financial product, service, investment or security.

Whilst every care has been taken in preparing this document, no member of KFH Capital gives any representation, warranty or undertaking and accepts no responsibility or liability as to the accuracy or completeness, timeliness or correctness of the information set out in this document. All views, opinions and estimates contained in this document may be changed after publication at any time without notice. Past performance is not indicative of future results. For the avoidance of doubt, our duties and responsibilities shall not include tax advisory, legal, regulatory accounting or other specialist or technical advice or services. You are to rely on your own independent appraisal of and investigations into all matters and things contemplated by this presentation. By accepting this presentation, you agree to be bound by the foregoing limitations. Kindly note that this presentation does not represent an offer of funding since any facility to be granted in terms of this presentation would be subject to KFH Capital obtaining the requisite internal and external approvals.

This presentation is not intended for the use of retail clients and must not be acted on or relied on by persons who are retail clients. Any investment or investment activity to which this presentation relates is only available to persons other than retail clients and will be engaged in only with such persons. Persons into whose possession this presentation comes are required by KFH Capital to inform themselves about and to observe any such restrictions.

© KFH Capital K.S.C.C. All rights reserved.

# Table of Contents

- 
- 1 Equity Markets – Update**

---

  - 2 Commodities - Overview**

---

  - 3 Kuwait Market – Monthly Summary**
-

## Equity Markets – Update

Global markets remain under pressure with potential downside risks due negative impact of inflation, rising interest rates, decelerating economic activity

### The outlook for global financial markets remain volatile

- I. All major global markets closed in the red with the exception of the Hang Seng Index which closed with a 2.08% gain on a monthly basis.
- II. Global equities rebounded sharply during the last week of June 2022. However, market continue to remain in the downtrend as conditions remain challenging as long as inflation continues to accelerate, and central banks maintain a hawkish stance on the interest rates

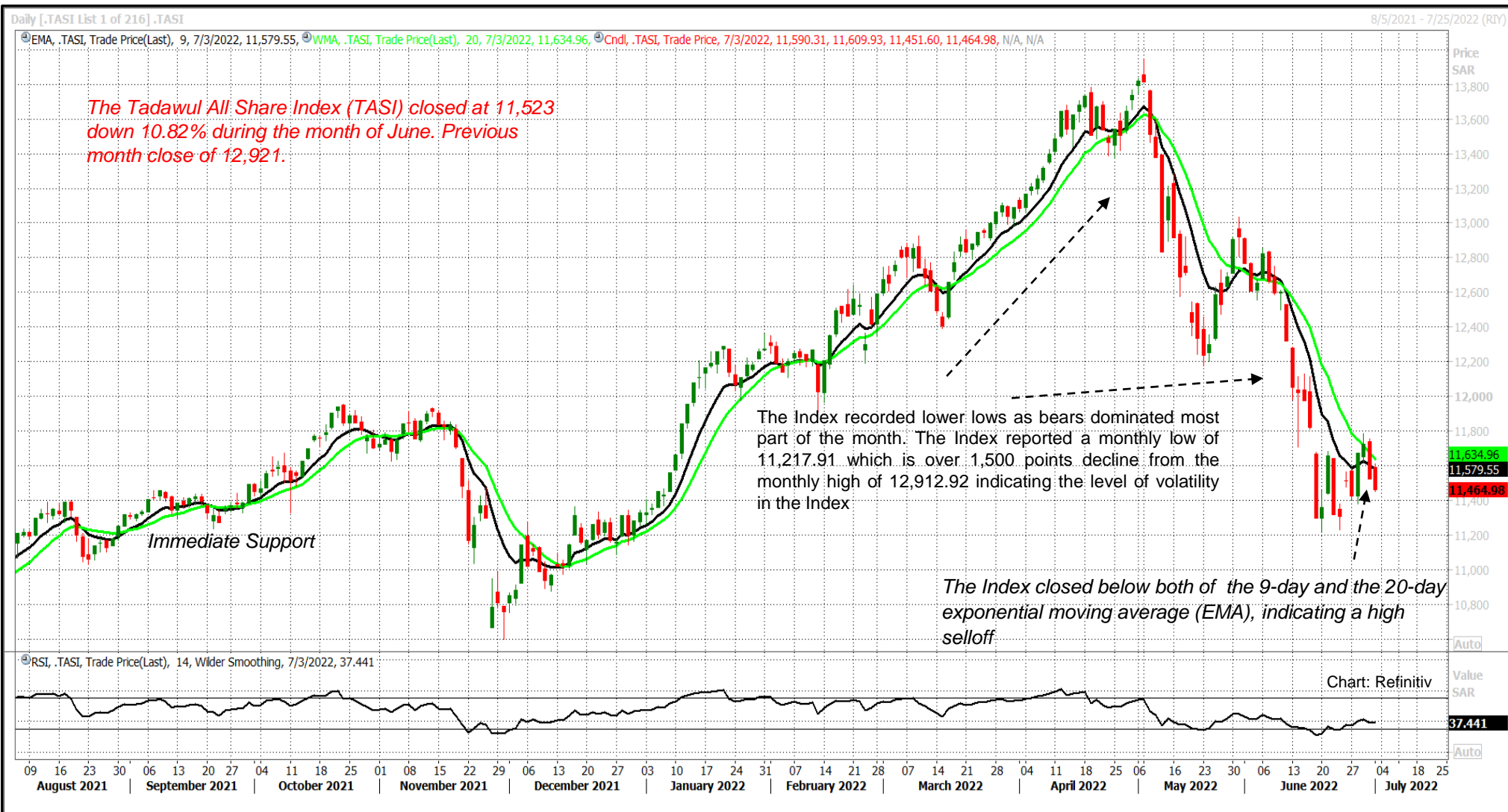
### The GCC Peer group followed global equities with Saudi Arabia being the top loser on monthly basis

- I. Unlike most global equity markets, GCC markets recorded a green YTD change, which is in line with the region being the most flourishing in H122 due to positive current balances and budget surpluses linked to increasing oil prices.
- II. On valuations the region currently trades at a P/Ex of 17.19x on TTM earnings, P/BVx of 3.37x, ROE of 19.58% and a dividend yield of 2.85%

Global Equity Markets	Index Closing*	M-o-M (%)	YTD (%)	Market Cap (USD Billion)	P/Ex
NASDAQ 100 Index	11,503.72	(9.00)	(29.51)	14,419.22	22.31
S&P 500 Index	3,785.38	(8.39)	(20.58)	34,001.04	18.66
FTSE 100	7,169.28	(5.76)	(2.92)	1,980.65	12.43
STOXX Europe 600	407.20	(8.15)	(16.52)	11,281.62	12.32
German Dax Index	12,783.77	(11.15)	(19.52)	1,343.17	11.71
Hang Seng Index	21,859.79	2.08	(6.57)	24,050.12	10.49
S&P GCC Composite Index	149.82	(9.72)	(0.08)	893.63	14.75
Kuwait - Premier Market Index	8,243.16	(4.99)	7.91	126.48	12.99
Saudi Arabia	11,523.25	(10.82)	2.14	3,049.87	17.95
Abu Dhabi	9,374.70	(6.76)	10.44	519.35	24.59
Dubai	3,223.29	(3.70)	0.86	119.08	8.73
Qatar	12,191.30	(5.64)	4.86	167.39	14.31

Source: Refinitiv; \*Index Closing as of June 30; 2022; Valuations are on TTM basis;

# Tadawul All Share Index (TASI) – Daily Candlestick Chart



# Commodities – Overview

Commodities record decline in prices as demand starts to wane amid decline in economic activity

- The monthly average price for the Brent was at USD 117.5 per barrel up by 4.95% compared to previous month average price of USD 111.96 per barrel.
- Crude oil reached a high of USD 122.11 beginning of June yet recorded a low of USD 104.27 towards the end of the month due to economic slowdown as a result of interest rate hikes.
- However, the crude outlook remains positive due to tight supply worries overweighing those of an economic slowdown, despite the OPEC+ countries agreeing to increase supply in the coming 2 months.
- The average price for Gold for the month of June was at USD 1,834.60 per Oz which is a decline of 2.13% when compared to the previous month average price of USD 1,846.18 per Oz

**Crude oil (Brent) slowed down yet remains in green as it records a YTD gains of 47.61%**



**Gold prices down 2.55% and Silver down 8.06% on a monthly basis**



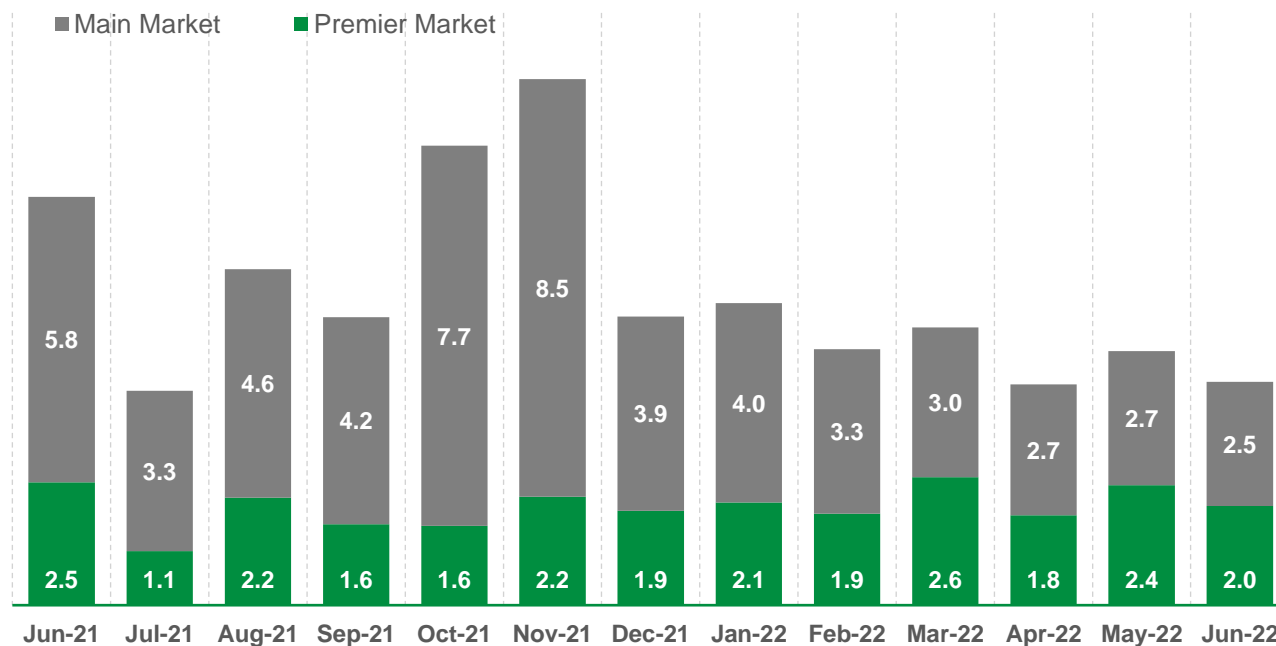
Source: Refinitiv, as of June 30; 2022

---

# Kuwait Market – Monthly Summary

# KSE Trading Parameters – Volume Traded

**KSE Market Volume - in Billion Shares**



- Volume of shares traded stood at 4.58 billion shares a decline of 11.04% during June 2022.
- Premier Market Index witnessed 2.01 billion shares of trading during June 2022 down from previous month trading volumes of 2.43 billion.

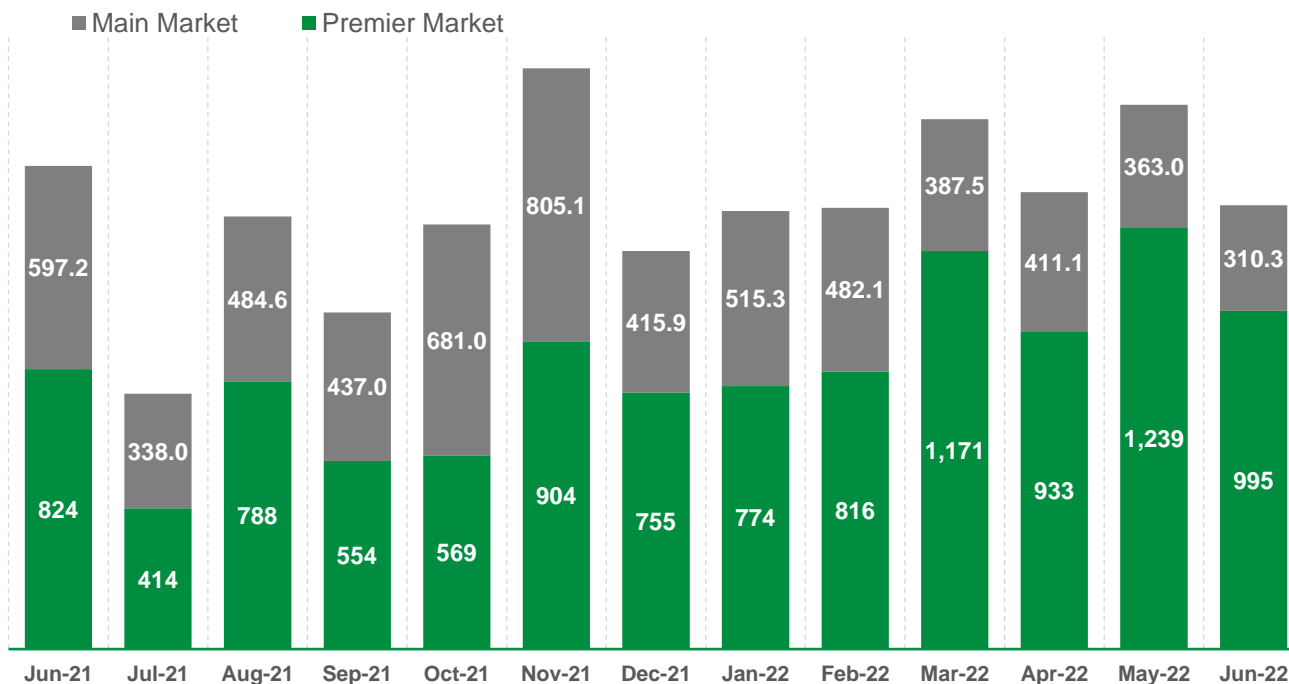
Volume (Million Shares)	Jun-21	Jul-21	Aug-21	Sep-21	Oct-21	Nov-21	Dec-21	Jan-22	Feb-22	Mar-22	Apr-22	May-22	Jun-22	2022	YTD Daily Average
<b>Premier Market</b>	2,488.20	1,097.16	2,189.68	1,645.75	1,604.31	2,203.93	1,901.83	2,078.44	1,856.02	2,590.50	1,819.48	2,433.38	2,005.09	12,746.87	<b>128.76</b>
<b>Main Market</b>	5,784.07	3,251.04	4,628.45	4,197.25	7,705.05	8,453.93	3,945.75	4,045.12	3,329.85	3,040.37	2,645.62	2,718.45	2,512.18	18,291.59	<b>184.76</b>
<b>All Share</b>	8,272.27	4,348.20	6,818.13	5,843.00	9,309.36	10,657.87	5,847.57	6,123.56	5,185.87	5,630.87	4,465.10	5,151.83	4,583.02	31,038.47	<b>313.52</b>

Source: Refinitiv, as of June 30, 2022



# KSE Trading Parameters – Value Traded

**KSE Market Value - in KWD Million**



- The total value traded stood at KWD 1.31 billion which is a decline of 18.5% compared to previous month KWD 1.60 billion.
- The Premier Market Index which contributes 76% of the Boursa value traded witnessed a decline of 19.67% to KWD 995 million on a monthly basis
- While Main market value traded stood at KWD 310.3 million, a decline of 14.52% compared to previous month

Value (KWD Million)	Jun-21	Jul-21	Aug-21	Sep-21	Oct-21	Nov-21	Dec-21	Jan-22	Feb-22	Mar-22	Apr-22	May-22	Jun-22	2022	YTD Daily Average
<b>Premier Market</b>	824.09	413.68	788.10	553.88	568.87	903.61	754.95	773.99	816.43	1,171.48	933.38	1,238.86	995.17	5,929.45	<b>59.56</b>
<b>Main Market</b>	597.23	337.95	484.56	436.97	680.96	805.09	415.82	515.26	482.10	387.51	411.08	363.03	310.32	1,954.03	<b>19.74</b>
<b>All Share</b>	1,421.32	751.63	1,272.66	990.85	1,249.83	1,708.71	1,170.77	1,289.25	1,298.53	1,558.98	1,344.46	1,601.89	1,305.52	8,398.74	<b>84.50</b>

Source: Refinitiv, as of June 30, 2022

# Kuwait Premier Market – Daily Candlestick Chart

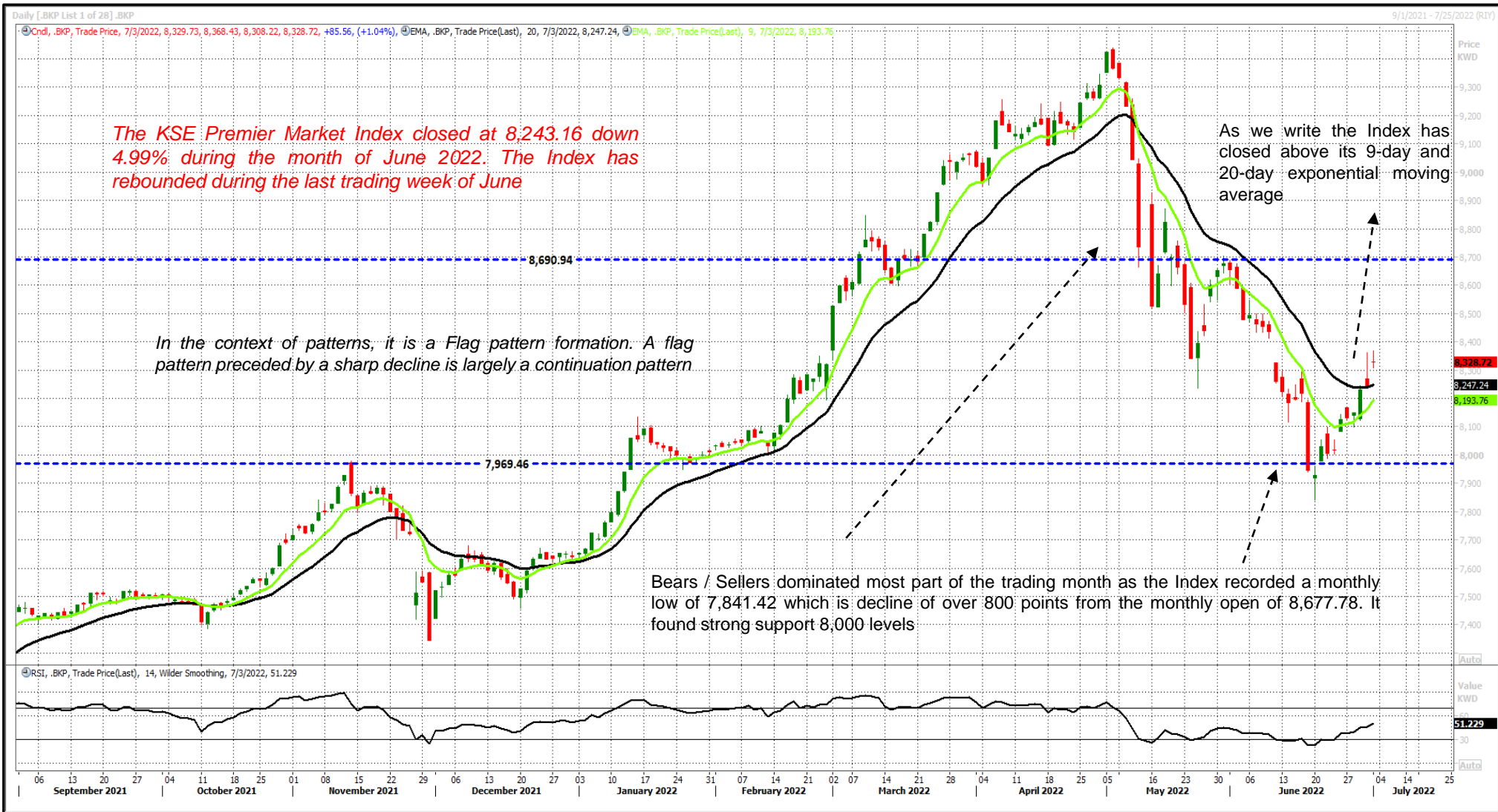


Chart: Refinitiv

# Key Contacts

---

## **KFH Capital Investment Company K.S.C.C.**

Investment Banking Division – Research Department

P.O. Box: 3946 Safat, 13040 Kuwait

Tel. (+965) 2298 7000

**Company:** [www.kfhcapital.com.kw](http://www.kfhcapital.com.kw)

**Email:** [ird@kfhcapital.com.kw](mailto:ird@kfhcapital.com.kw)