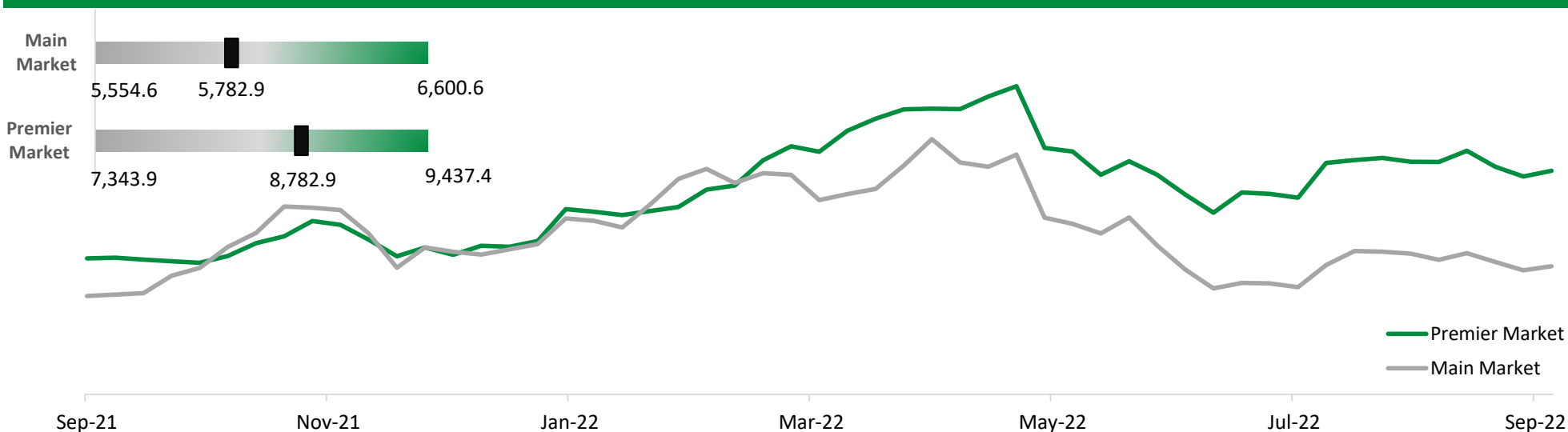


52 W High and Low Chart

Weekly Chart - Premier and Main Markets



Premier Market Index

Index Close	8,482.8
W-o-W Change %	0.74%
YTD Change %	11.04%
Volume Traded (Shares Mn)	262.40
Value Traded (KWD Mn)	160.79
YTD Daily Average Volume (Shares Mn)	97.63
YTD Daily Average Value (KWD Mn)	45.74

Main Market Index

Index Close	5,782.9
W-o-W Change %	0.44%
YTD Change %	-1.76%
Volume Traded (Shares Mn)	717.25
Value Traded (KWD Mn)	62.52
YTD Daily Average Volume (Shares Mn)	152.42
YTD Daily Average Value (KWD Mn)	18.50

GCC Indices

Index*	Close	W-o-W %
TASI	11,830	-0.04
DFM	3,489	3.82
ADX	10,202	4.14
QSE	13,244	2.28
BAX	1,939	0.56
MSX	4,479	-0.76

* TASI = Tadawul All-Share Index, DFM = Dubai Financial Market, ADX= Abu Dhabi Exchange, QSE = Qatar Stock Exchange, BAX = Bahrain All Share Index, MSX = Muscat Stock Exchange; W-o-W: Week on Week

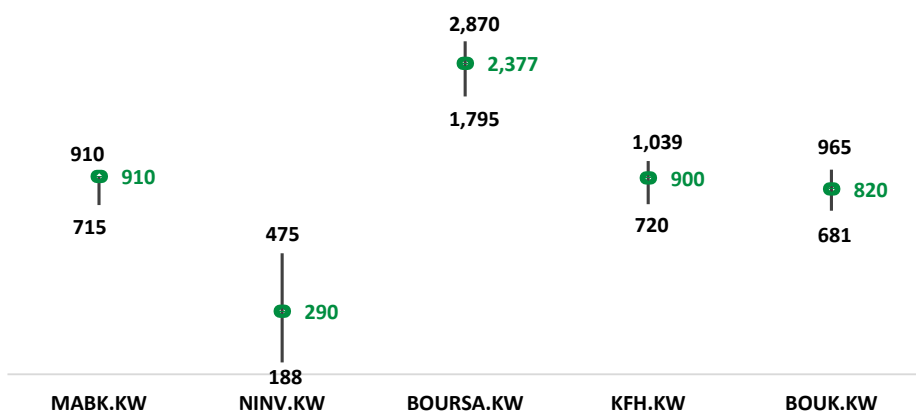
Premier Market:

Gainers

Stock	Close (fils)	WTD % Change	Volume Shares Mn	Value KWD Mn
Mabaneer*	910	7.69	6.49	5.77
National Investments	290	3.20	4.35	1.26
Boursa Kuwait Securities*	2,377	2.15	0.31	0.73
Kuwait Finance House*	900	1.81	67.25	59.83
Boubyan Bank*	820	1.49	4.61	3.76

*Islamic/ Islamic compliant Company

52W high/low and closing price (gainers)

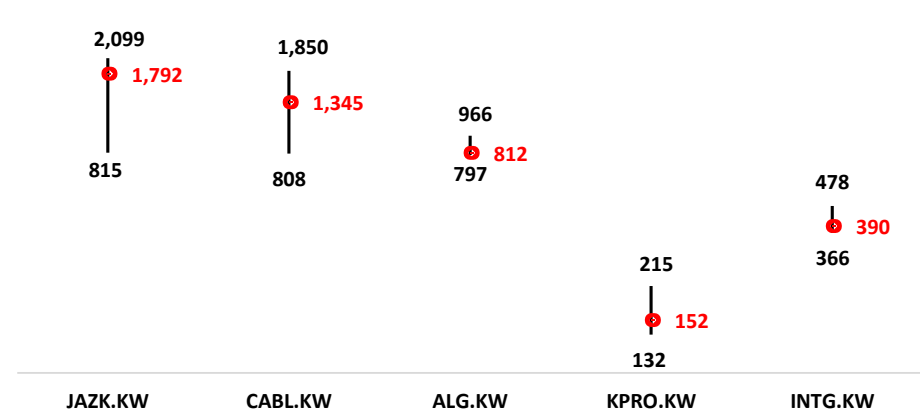


Losers

Stock	Close (fils)	WTD % change	Volume Shares Mn	Value KWD Mn
Jazeera Airways*	1,792	(5.19)	4.76	8.64
Gulf Cable and Electrical Industries*	1,345	(3.31)	0.28	0.38
Ali Al-Ghanim Sons Automotive*	812	(3.22)	1.54	1.26
Kuwait Projects Company Holding	152	(3.18)	15.56	2.39
Integrated Holding*	390	(2.74)	1.69	0.67

*Islamic/ Islamic compliant Company

52W high/low and closing price (losers)



Value

Stock	Close (fils)	WTD % Change	Volume Shares Mn	Value KWD Mn
Kuwait Finance House*	900	1.81	67.25	59.83
National Bank of Kuwait	1,035	0.49	22.71	23.53
Agility Public Warehousing*	803	(0.50)	19.40	15.62
Mobile Telecommunications*	591	0.51	17.45	10.35
Jazeera Airways*	1,792	(5.19)	4.76	8.64


*Islamic/ Islamic compliant Company

52W high/low and closing price

Volume

Stock	Close (fils)	WTD % change	Volume KWD Mn	Value KWD Mn
Kuwait Finance House*	900	1.81	67.25	59.83
National Industries Group Holding*	264	0.38	24.93	6.60
National Bank of Kuwait	1,035	0.49	22.71	23.53
Agility Public Warehousing*	803	(0.50)	19.40	15.62
Mobile Telecommunications*	591	0.51	17.45	10.35

*Islamic/ Islamic compliant Company



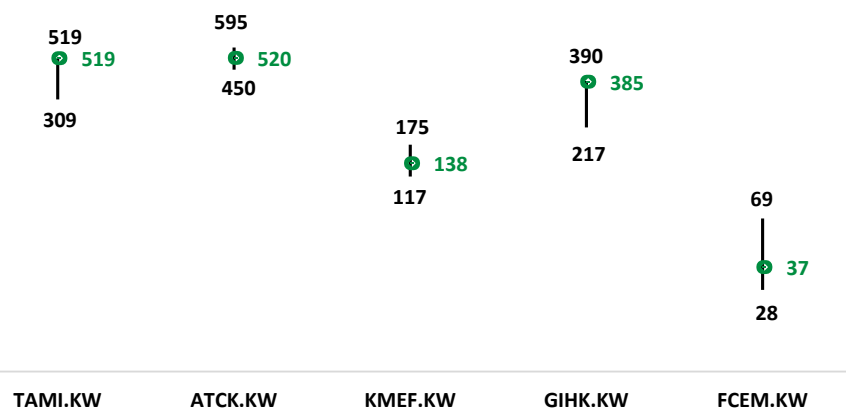
Main Market

Gainers

Stock	Close (fils)	WTD % Change	Volume Shares Mn	Value KWD Mn
Tamdeen Investment	519	10.43	0.13	0.06
Advanced Technology*	520	9.47	0.00	0.00
Kuwait and Middle East Financial Investment	138	8.66	0.13	0.02
Gulf Investment House*	385	7.24	3.88	1.46
Fujairah Cement Industries*	37	7.20	0.20	0.01

*Islamic/ Islamic compliant Company

52W high/low and closing price (gainers)

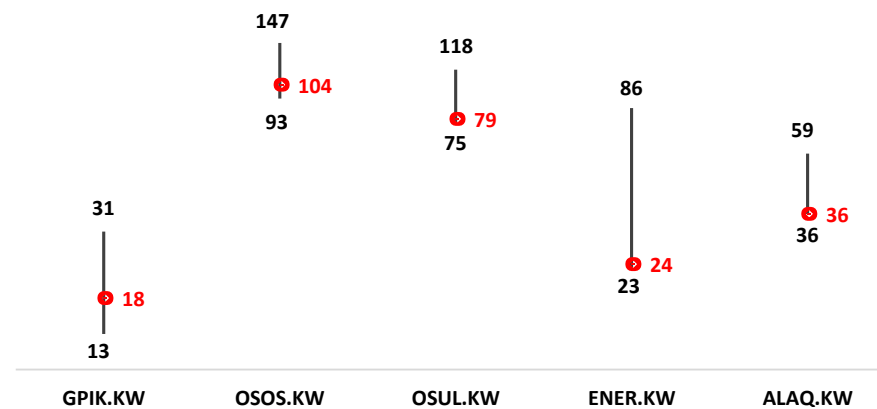


Losers

Stock	Close (fils)	WTD % change	Volume Shares Mn	Value KWD Mn
Dar Al Thuraya Real Estate*	18	(10.00)	7.95	0.15
National Real Estate*	104	(7.14)	0.50	0.05
Osos Holding Group*	79	(6.99)	3.30	0.26
Energy House Holding*	24	(6.30)	0.82	0.02
Kuwait Real Estate Holding*	36	(6.25)	0.03	0.00

*Islamic/ Islamic compliant Company

52W high/low and closing price (losers)



Value

Stock	Close (fils)	WTD % Change	Volume Shares Mn	Value KWD Mn
National Cleaning	139	2.96	100.45	14.22
IFA Hotels and Resorts	38	(3.27)	320.65	12.73
Noor Financial Investment	166	5.06	38.20	6.25
Kuwait Investment	150	3.45	22.19	3.31
Kuwait Remal Real Estate	465	(1.06)	4.98	2.31

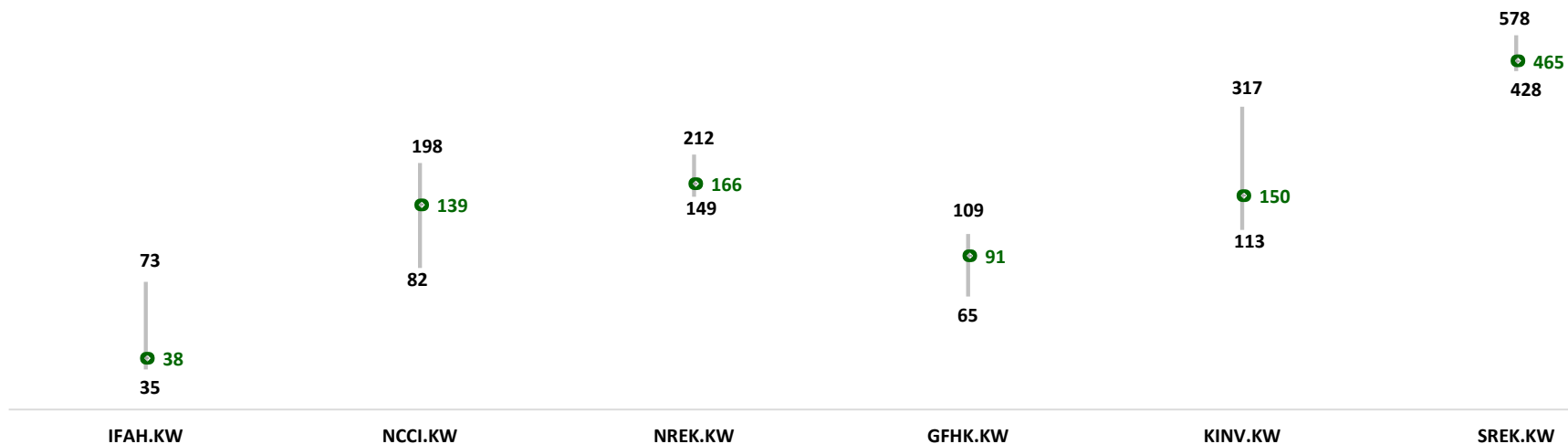
**Islamic/ Islamic compliant Company*

52W high/low and closing price

Volume

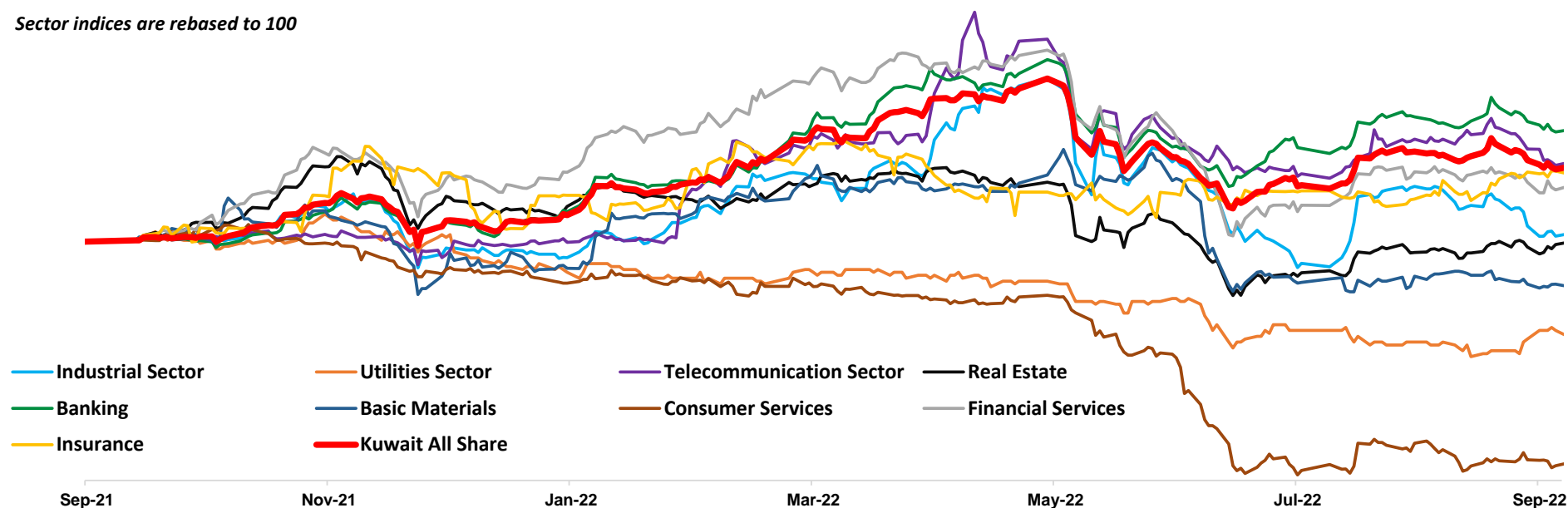
Stock	Close (fils)	WTD % change	Volume Shares Mn	Value KWD Mn
IFA Hotels and Resorts	38	(3.27)	320.65	12.73
National Cleaning	139	2.96	100.45	14.22
Noor Financial Investment	166	5.06	38.20	6.25
GFH Financial Group*	91	1.68	24.79	2.24
Kuwait Investment	150	3.45	22.19	3.31

**Islamic/ Islamic compliant Company*



Sector Analysis:

Sector indices are rebased to 100



Top 5 Performing Sectors	Index Close	WTD% Change	YTD% Change	52W High	52W Low
Real Estate Sector Index	1,305.4	3.36	(3.31)	1,438	1,156
Health Care Sector Index	434.0	3.24	(46.21)	822	420
Financial Services Sector Index	1,418.4	1.26	(6.59)	1,678	1,287
Telecommunications Sector Index	1,224.9	0.87	11.55	1,515	1,056
Banks Sector Index	1,837.2	0.72	7.90	1,992	1,552

Disclaimer

The information contained in this document has been derived from sources believed to be accurate and reliable. KFH Capital Investment Company (KFH Capital) has not independently verified any information contained in this document. Therefore, neither KFH Capital nor any of its employees, representatives or officials gives any representation or warranty of reliability, completeness or accuracy of such information. This information should not be construed as an offer, invitation, promotion or solicitation to subscribe, purchase, maintain or sell any of the financial products mentioned here, nor does it constitute investment advice or a recommendation to enter into any transaction that would form whatsoever the basis of any contract or commitment.

The opinions in this report were prepared by KFH Capital for its clients based on the information obtained from public sources that are believed to be reliable, but that belief is not a warranty on the reliability of the information based upon for preparing the report. The published research report may be considered by KFH Capital when it decides to buy or sell proprietary positions in the securities mentioned in this report. For selected companies, KFH Capital's equity research analysts may identify shorter-term opportunities that are consistent or inconsistent with KFH Capital's existing, longer term Buy or Sell strategy. In addition, KFH Capital may trade for its own account as a result of the short term trading suggestions of analysts and may also engage in securities transactions in a manner inconsistent with this research report and with respect to securities covered by this report. Moreover, KFH Capital will sell to or buy from customers based on its principal criteria.

Opinions, estimates or projections in this report constitute the current conclusion of the author as of the date of this report. They do not necessarily reflect the opinions of KFH Capital and are subject to change without notice. Moreover, KFH Capital has no obligation to update, modify or amend this report or to otherwise notify a reader thereof in the event that any matter stated herein, or any opinion, projection, forecast or estimate set forth herein, changes or subsequently becomes inaccurate. The financial discussion and conclusion discussed in this report may not be suitable for all investors and investors must make their own investment decisions using their own independent advisors as they believe necessary and based upon their specific financial situations and investment objectives. Past performance is not necessarily indicative of future results and historical information in this report about companies, markets and securities does not guarantee future performance and investors are advised to take expert legal and financial advice before entering into any transaction similar to or inspired by the contents of this publication.

The use of any information contained in this report and taking any of investment decisions is the responsibility of the reader and included as part of his risks. Accordingly, neither KFH Capital nor any of its employees, representatives or officials shall be responsible for any investment decisions, damages, opportunity losses, direct or indirect losses related to using of information, data, analysis or opinions contained in this report. This report may not be reproduced, distributed or published by any person for any purpose without KFH Capital's prior written consent. Please cite source when quoting.

KFH Capital shall retain ownership of the copyright and all other intellectual property rights. You shall not quote our name or reproduce our logo in any form or medium without KFH Capital's prior written consent. This information is made available on the company's website (<http://www.kfhcapital.com.kw>) under Investment Research.

This disclaimer is subject to laws of the State of Kuwait. All disputes arising out of or relating to this disclaimer, contents of the opinions or information contained in this website shall be submitted to courts of the State of Kuwait and in line with provisions of Islamic Shariaa principals. KFH Capital shall not be held responsible for any liability in case of using the contents of this website in other countries and any use of the contents of this website shall be subject to the relevant laws of those countries