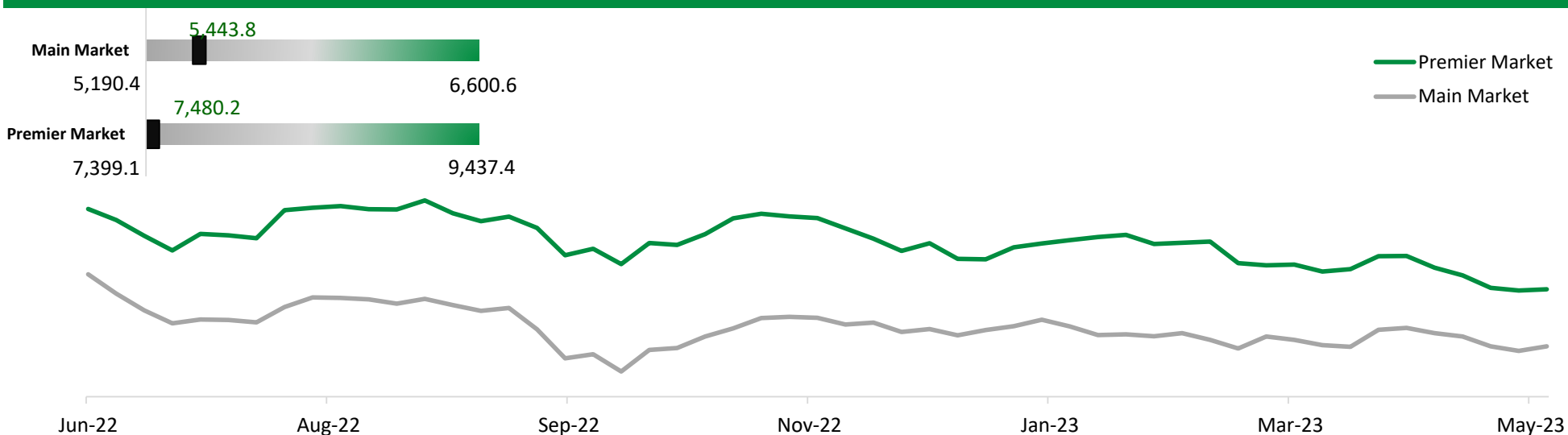


## 52 W High and Low Chart

## Weekly Chart - Premier and Main Markets



### Premier Market Index

Index Close	7,480.2
W-o-W Change %	0.22%
YTD Change %	-7.83%
Volume Traded (Shares Mn)	527.93
Value Traded (KWD Mn)	192.05
YTD Daily Average Volume (Shares Mn)	81.31
YTD Daily Average Value (KWD Mn)	34.38

### Main Market Index

Index Close	5,443.8
W-o-W Change %	0.72%
YTD Change %	-2.73%
Volume Traded (Shares Mn)	309.80
Value Traded (KWD Mn)	62.57
YTD Daily Average Volume (Shares Mn)	52.08
YTD Daily Average Value (KWD Mn)	6.98

### GCC Indices

Index*	Close	W-o-W %
TASI	11,015	-1.52
DFM	3,603	1.75
ADX	9,406	-0.50
QSE	10,209	-2.36
BAX	1,958	-0.22
MSX	4,631	-0.24

\* TASI = Tadawul All-Share Index, DFM = Dubai Financial Market, ADX = Abu Dhabi Exchange, QSE = Qatar Stock Exchange, BAX = Bahrain All Share Index, MSX = Muscat Stock Exchange; W-o-W: Week on Week

For any queries please contact : KFH Capital Research Department

Email: [IRD@KFHCAPITAL.COM.KW](mailto:IRD@KFHCAPITAL.COM.KW)

Phone No: 22987000

© KFH Capital Investments

Page 1

Data Provided by Refinitiv

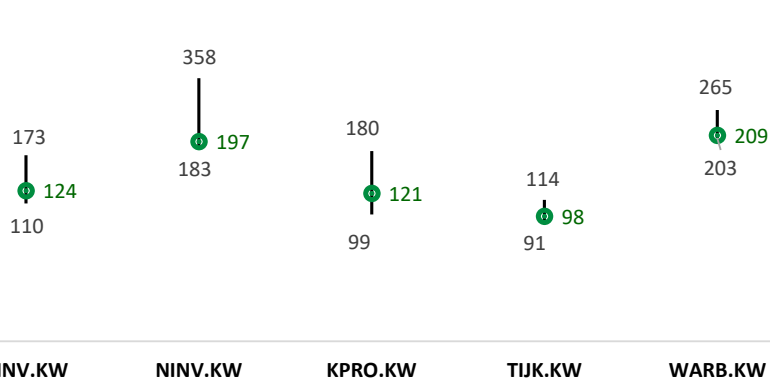
## Premier Market:

### Gainers

Stock	Close (fils)	WTD % Change	Volume Shares Mn	Value KWD Mn
Kuwait Investment Company KSCP	124	7.83%	10.04	1,208.26
National Investments Co KSCP	197	4.79%	19.24	3,698.41
Kuwait Projects Company Holding KSCP	121	3.42%	21.39	2,593.98
Commercial Real Estate Co KPSC	98	3.17%	17.58	1,699.79
Warba Bank KSCP	209	2.45%	27.23	5,678.65

*\*Islamic/ Islamic compliant Company*

### 52W high/low and closing price (gainers)

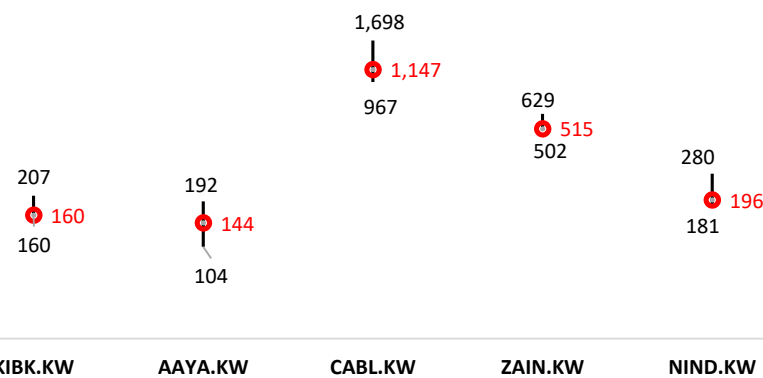


### Losers

Stock	Close (fils)	WTD % change	Volume Shares	Value KWD Mn
Kuwait International Bank KSCP	160	-5.33%	25.38	4,185.76
Aayan Leasing and Investment Company KSCP	144	-2.70%	13.25	1,944.54
Gulf Cables and Electrical Industries Group Co KSCP	1,147	-2.38%	0.37	421.85
Mobile Telecommunications Company KSCP	515	-2.09%	37.95	19,610.62
National Industries Group Holding KPSC	196	-2.00%	13.58	2,604.53

*\*Islamic/ Islamic compliant Company*

### 52W high/low and closing price (losers)

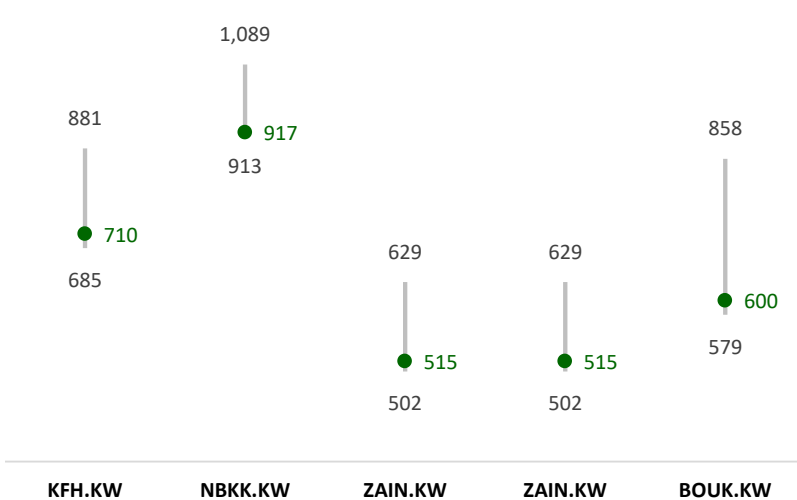


## Value

Stock	Close (fils)	WTD % Change	Volume Shares Mn	Value KWD Mn
Kuwait Finance House KSCP	710	0.14%	61.55	43,924.29
National Bank of Kuwait SAKP	917	-0.65%	33.99	31,431.38
Mobile Telecommunications Company KSCP	515	1.78%	37.95	19,610.62
Mobile Telecommunications Company KSCP	515	1.78%	37.95	19,610.62
Boubyan Bank KSCP	600	0.67%	29.36	17,647.83

*\*Islamic/ Islamic compliant Company*

### 52W high/low and closing price (Value)

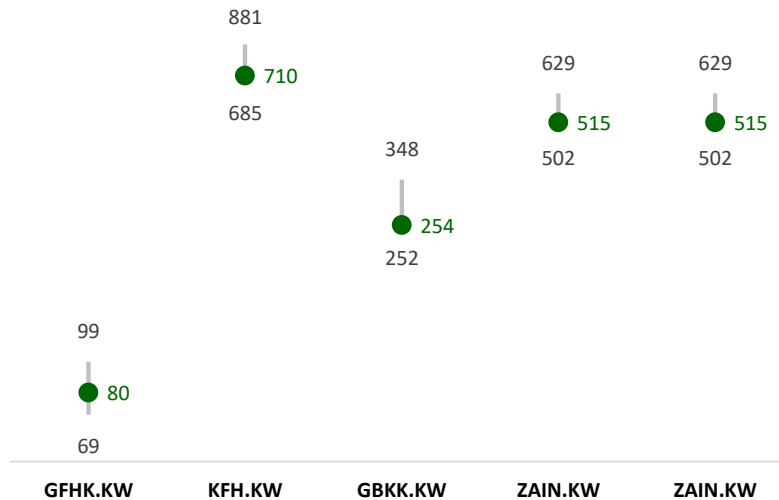


## Volume

Stock	Close (fils)	WTD % change	Volume KWD Mn	Value KWD Mn
GFH Financial Group BSC	80	0.00%	69.01	5,626.54
Kuwait Finance House KSCP	710	0.14%	61.55	43,924.29
Gulf Bank KSCP	254	-1.17%	60.87	15,633.19
Mobile Telecommunications Company KSCP	515	1.78%	37.95	19,610.62
Mobile Telecommunications Company KSCP	515	1.78%	37.95	19,610.62

*\*Islamic/ Islamic compliant Company*

### 52W high/low and closing price (Volume)



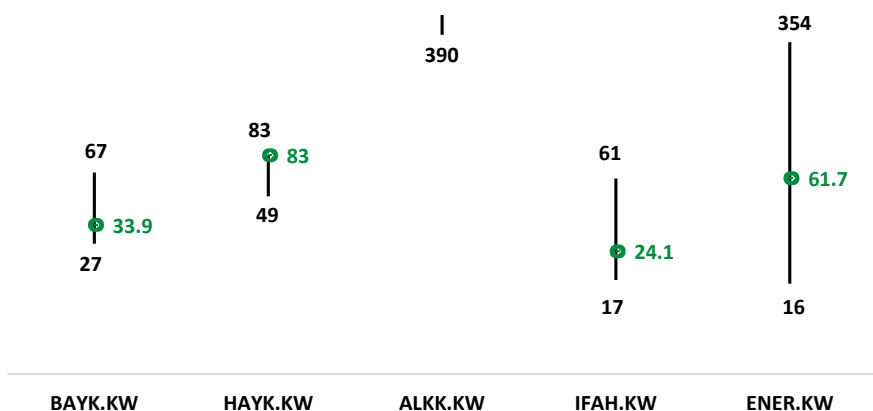
## Main Market

### Gainers

Stock	Close (fils)	WTD % Change	Volume Shares Mn	Value KWD Mn
Bayan Investment Holding Co KSCP	34	73.85%	2.16	67.50
Hayat Communications Co KSCP	83	27.69%	0.97	75.27
Al Kout Industrial Projects Company KPSC	600	27.39%	0.00	0.09
IFA Hotels and Resorts Co KPSC	24	20.50%	8.42	194.44
Energy House Holding Company KSCP	62	17.52%	0.10	5.70

*\*Islamic/ Islamic compliant Company*

### 52W high/low and closing price (gainers)

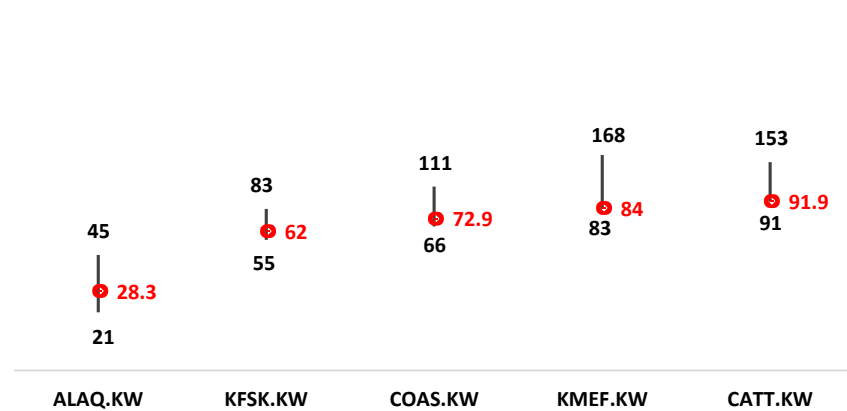


### Losers

Stock	Close (fils)	WTD % change	Volume Shares	Value KWD Mn
Kuwait Real Estate Holding Company KPSC	28	-19.60%	0.27	7.70
KFIC Invest KSCP	62	-10.01%	0.22	13.96
Coast Investment & Development Co KSCP	73	-8.88%	2.56	193.17
Kuwait and Middle East Financial Investment Company KSCP	84	-7.69%	0.02	2.01
Livestock Transport & Trading Company KPSC	92	-7.17%	0.09	8.16

*\*Islamic/ Islamic compliant Company*

### 52W high/low and closing price (losers)

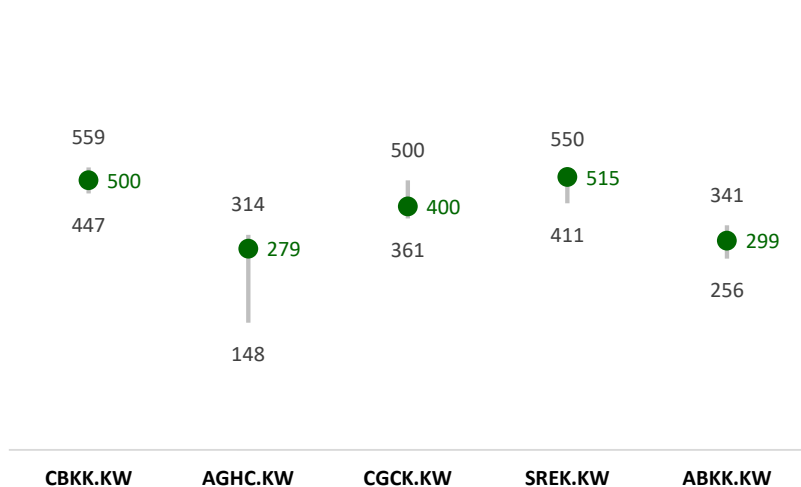


## Value

Stock	Close (fils)	WTD % Change	Volume Shares Mn	Value KWD Mn
Commercial Bank of Kuwait KPSC	500	-0.60%	67.96	33,977.63
Arabi Group Holdings KSCP	279	5.28%	20.29	5,692.56
Combined Group Contracting Company KSCP	400	0.00%	7.14	2,830.77
Salhia Real Estate Co KSCP	515	-2.28%	4.10	2,141.53
Al Ahli Bank of Kuwait KSCP	299	-2.29%	6.51	1,990.93

*\*Islamic/ Islamic compliant Company*

### 52W high/low and closing price (Value)

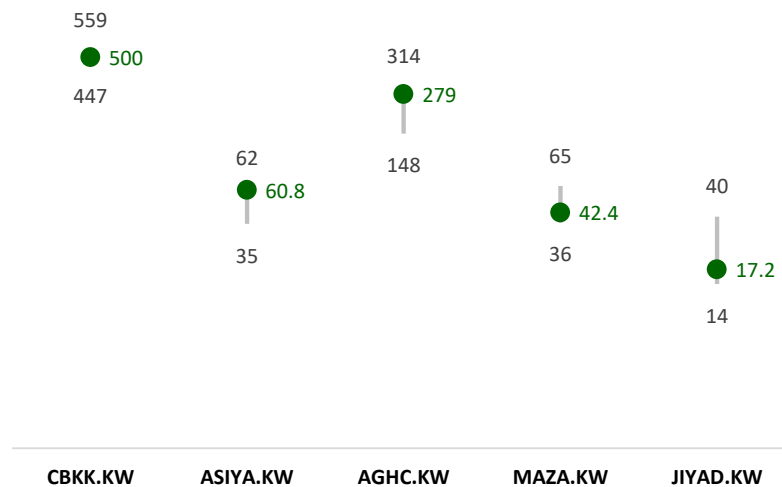


## Volume

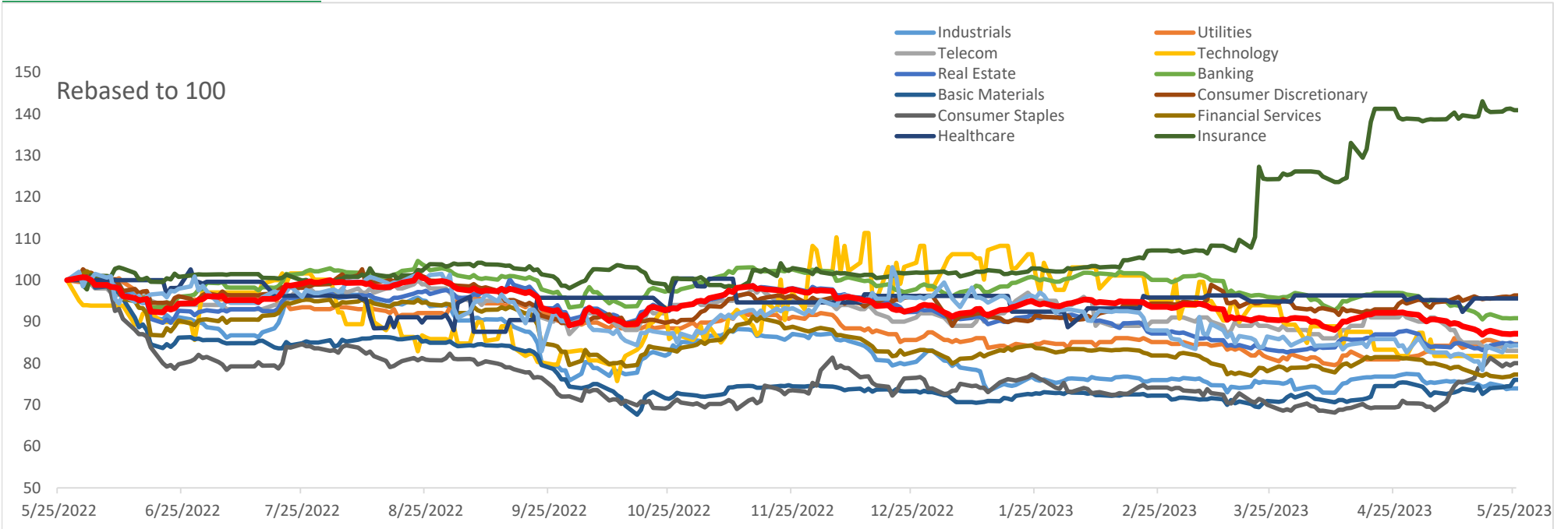
Stock	Close (fils)	WTD % change	Volume Shares	Value KWD Mn
Commercial Bank of Kuwait KPSC	500	-0.60%	67.96	33,977.63
Asiya Capital Investments Company KSCP	61	5.56%	32.95	1,976.98
Arabi Group Holdings KSCP	279	5.28%	20.29	5,692.56
Al-Mazaya Holding Company KSCP	42	4.95%	16.38	680.39
Jiyad Holding Co KSCP	17	-1.71%	15.02	259.12

*\*Islamic/ Islamic compliant Company*

### 52W high/low and closing price (Volume)



## Sector Analysis:



Top 5 Performing Sectors	Index Close	WTD% Change	YTD% Change	52W High	52W Low
Technology Sector Index	675.9	16.27%	-2.93%	800	531
Basic Materials Sector Index	926.4	2.89%	7.08%	1,208	801
Telecommunications Sector Index	1,097.5	2.87%	-7.10%	1,297	1,060
Consumer Discretionary Sector Index	1,518.5	2.09%	2.13%	1,589	1,351
Financial Services Sector Index	1,183.0	1.01%	-5.91%	1,554	1,155

## Disclaimer

The information contained in this document has been derived from sources believed to be accurate and reliable. KFH Capital Investment Company (KFH Capital) has not independently verified any information contained in this document. Therefore, neither KFH Capital nor any of its employees, representatives or officials gives any representation or warranty of reliability, completeness or accuracy of such information. This information should not be construed as an offer, invitation, promotion or solicitation to subscribe, purchase, maintain or sell any of the financial products mentioned here, nor does it constitute investment advice or a recommendation to enter into any transaction that would form whatsoever the basis of any contract or commitment.

The opinions in this report were prepared by KFH Capital for its clients based on the information obtained from public sources that are believed to be reliable, but that belief is not a warranty on the reliability of the information based upon for preparing the report. The published research report may be considered by KFH Capital when it decides to buy or sell proprietary positions in the securities mentioned in this report. For selected companies, KFH Capital's equity research analysts may identify shorter-term opportunities that are consistent or inconsistent with KFH Capital's existing, longer term Buy or Sell strategy. In addition, KFH Capital may trade for its own account as a result of the short term trading suggestions of analysts and may also engage in securities transactions in a manner inconsistent with this research report and with respect to securities covered by this report. Moreover, KFH Capital will sell to or buy from customers based on its principal criteria.

Opinions, estimates or projections in this report constitute the current conclusion of the author as of the date of this report. They do not necessarily reflect the opinions of KFH Capital and are subject to change without notice. Moreover, KFH Capital has no obligation to update, modify or amend this report or to otherwise notify a reader thereof in the event that any matter stated herein, or any opinion, projection, forecast or estimate set forth herein, changes or subsequently becomes inaccurate. The financial discussion and conclusion discussed in this report may not be suitable for all investors and investors must make their own investment decisions using their own independent advisors as they believe necessary and based upon their specific financial situations and investment objectives. Past performance is not necessarily indicative of future results and historical information in this report about companies, markets and securities does not guarantee future performance and investors are advised to take expert legal and financial advice before entering into any transaction similar to or inspired by the contents of this publication.

The use of any information contained in this report and taking any of investment decisions is the responsibility of the reader and included as part of his risks. Accordingly, neither KFH Capital nor any of its employees, representatives or officials shall be responsible for any investment decisions, damages, opportunity losses, direct or indirect losses related to using of information, data, analysis or opinions contained in this report. This report may not be reproduced, distributed or published by any person for any purpose without KFH Capital's prior written consent. Please cite source when quoting.

KFH Capital shall retain ownership of the copyright and all other intellectual property rights. You shall not quote our name or reproduce our logo in any form or medium without KFH Capital's prior written consent. This information is made available on the company's website (<http://www.kfhcapital.com.kw>) under Investment Research.

This disclaimer is subject to laws of the State of Kuwait. All disputes arising out of or relating to this disclaimer, contents of the opinions or information contained in this website shall be submitted to courts of the State of Kuwait and in line with provisions of Islamic Shariaa principals. KFH Capital shall not be held responsible for any liability in case of using the contents of this website in other countries and any use of the contents of this website shall be subject to the relevant laws of those countries